


Pattern Treasury of Stranded Knitting


Here's a collection of graphic motifs to color and use in your stranded-knitting projects. Several repeats of each pattern are shown. I suggest you make several black-and-white copies of the patterns that interest you and then use colored pencils to decide color arrangement. Or you can place a clear transparency sheet over them and use colored markers to make the patterns come alive.

Peeries


ONE-ROW PEERIES




TWO-ROW PEERIES




THREE-ROW PEERIES




THREE-ROW PEERIES




FOUR-ROW PEERIES




FIVE-ROW PEERIES




FIVE-ROW PEERIES




FIVE-ROW PEERIES




SIX-ROW PEERIES




SIX-ROW PEERIES




SEVEN-ROW PEERIES



SEVEN-ROW PEERIES




EIGHT-ROW PEERIES




Borders


NINE-ROW BORDERS




NINE-ROW BORDERS




NINE-ROW BORDERS




TEN-ROW BORDERS




ELEVEN-ROW BORDERS




ELEVEN-ROW BORDERS




THIRTEEN-ROW BORDERS





THIRTEEN-ROW BORDERS





FIFTEEN-ROW BORDERS



Seeding





Allover

